

Workbook Exercises

from the eBook

Edly's Music Theory for Practical People Level 2


by Ed Roseman, with illustrations by Peter Reynolds











Published by Musical EdVentures™: edly.com

Copyright © 2013 Ed Roseman, Musical EdVentures

Illustrations copyright © 1996 Peter Reynolds

All rights reserved, but by buying the eBook, you have the right to print as much of this,
and as many copies as you like, as long as they're for yourself. Enjoy.





Chapter 4 ~ Natural Modes

Fill in the missing accidentals:

MODE NAME AND NUMBER COMPARE TO...	MODE DEGREES							
1. Ionian Mode	1	2	3	4	5	6	7	(8)
F major (compare to F major)	F	G	A	B \flat	C	D	E	(F)
2. Dorian Mode	1	2	3	4	5	6	7	(8)
G Dorian (compare to G major)	G	A	B \flat	C	D	E	F	(G)
3. Phrygian Mode	1	2	3	4	5	6	7	(8)
A Phrygian (compare to A major)	A	B \flat	C	D	E	F	G	(A)
4. Lydian Mode	1	2	3	4	5	6	7	(8)
B\flat Lydian (compare to B \flat major)	B \flat	C	D	E	F	G	A	(B \flat)
5. Mixolydian Mode	1	2	3	4	5	6	7	(8)
C Mixolydian (compare to C major)	C	D	E	F	G	A	B \flat	(C)
6. Aeolian Mode	1	2	3	4	5	6	7	(8)
D Aeolian (compare to D major)	D	E	F	G	A	B \flat	C	(D)
7. Locrian Mode	1	2	3	4	5	6	7	(8)
E Locrian (compare to E major)	E	F	G	A	B \flat	C	D	(E)

Modes Worksheet 1

Now circle the half-steps in each mode.

MODE NUMBER AND NAME	MODE DEGREES								bs/#s
1. Ionian (Major)	1	2	3	4	5	6	7	(8)	
2. Dorian	1	2	3	4	5	6	7	(8)	
3. Phrygian	1	2	3	4	5	6	7	(8)	
4. Lydian	1	2	3	4	5	6	7	(8)	
5. Mixolydian	1	2	3	4	5	6	7	(8)	
6. Aeolian (Natural Minor)	1	2	3	4	5	6	7	(8)	
7. Locrian	1	2	3	4	5	6	7	(8)	

Modes Worksheet 2

ALTERED NOTES	1 #	All \sharp	1 \flat	2 \flat s	3 \flat s	4 \flat s	5 \flat s
NAME		Ionian					
DEGREE NUMBER		1					
TONIC		C					

Modes From "Brightest" to "Darkest"

What is the interval separating each tonic? _____



E Mixolydian

E F# G# A B C# D E



F Dorian

B Locrian

A^b Lydian



D Phrygian

D^b Aeolian

F Phrygian

F# Locrian



B Mixolydian

B^b Ionian

A Dorian

E^b Lydian

G Aeolian

D^b Ionian

C Locrian

E^b Dorian

E Lydian



F# Aeolian

A Locrian

B^b Phrygian

D^b Lydian

Modes For True Modal Monsters



E Mixolydian _____

A Dorian _____

F Dorian _____

E \flat Lydian _____

B Locrian _____

G Aeolian _____

A \flat Lydian _____

D \flat Ionian _____

D Phrygian _____

C Locrian _____

D \flat Aeolian _____

E \flat Dorian _____

F Phrygian _____

E Lydian _____

F \sharp Locrian _____

F \sharp Aeolian _____

B Mixolydian _____

A Locrian _____

B \flat Ionian _____

B \flat Phrygian _____



Chapter 5 ~ Pentatonic & Blues Scales

C blues

C E \flat F F \sharp G B \flat C



F \sharp blues

B \flat harmonic minor

G blues

F natural minor

D blues

A \flat melodic minor

F blues

E \flat melodic minor

B melodic minor

B \flat blues



E natural minor

F natural minor

F \sharp harmonic minor

D \flat major pentatonic

D minor pentatonic

F major pentatonic

A major pentatonic


E \flat minor pentatonic

G \flat major pentatonic

A blues

C \sharp blues

G harmonic minor








Chapter 7 ~ Chords: 9^{ths}, 11^{ths}, and 13^{ths}


Diatonic Ninths: _____

Chapter 8 ~ Chords: Summary and Exceptions



F7#9	<u>F A C Eb G#</u>	Eb7b5b9	
F#/Em	_____	Am/F#	_____
Abm11	_____	Fm9b5	_____
Db9#11	_____	Gm9#11	_____
G13 no 11	_____	Ab+9	_____
Bbm6/9	_____	F#m7b5	_____
Bmaj9#11	_____	C#9b5	_____
Em maj9	_____	Eb+7b9#11	_____
Ao7 add 9	_____	 Fm11	_____
Fm6/9	_____	Ebm7b5	_____
F/Ebm	_____	Abm9/F	_____
Ab9#11	_____	F#9+	
Dm11	_____	Cm13#11	_____
Ebm13		A7b9	_____
B°	_____	Fm9/Bb	_____
Ebmaj9#11	_____	F#sus9b5	_____
F#maj9	_____	G+7#9#11	_____
C#o7 add 9	_____	Fm11b5	

Chord Building Practice



Chapter 20 ~ Reharmonization

4

10

13

Grandfather's Clock 1: Melody Only

1st x: G D#o7 Em7 A9 Am7 C#o7 D7
 2nd x: Em Dm7 G7 CM7 C#o7 Cm6 G/B Bb7 D7/A Ab7b5

4

10

13

Grandfather's Clock 4



1st x: C#m7b5 C13 F#m11 B7 CM7 C#o7 G Em A13 D11
 2nd x: Em7 F#m7b5 B+7 Em G#o7 Am7 F7 Em7 Eb7 Ebm7b5 D7

4 8
 1. Em A9 Cm9 F13 2. C#o7 CM7 Bb13 Am7 Abm7b5 G9 CM7

10 Em7 A9 Am7 D7 Abm7b5 G9 C#o7 C9 F13 Bbm7 Ab7b5

13 Eb9 F9 GM7 G#o7 Am7 F9 Bb13 Eb9 D9 Ab7b5 EbM7 G% DbM7#11

Grandfather's Clock 5: The Kitchen Sink

