

Workbook Exercises

from the eBook

Edly's Music Theory for Practical People

Level 1

by Ed Roseman, with illustrations by Peter Reynolds

Published by Musical EdVentures™: edly.com

Copyright © 2013 Ed Roseman, Musical EdVentures

Illustrations copyright © 1996 Peter Reynolds

All rights reserved, but by buying the eBook, you have the right to print as much of this, and as many copies as you like, as long as they're for yourself. Enjoy.





Chapter 2 ~ Quick and Easy Chord Construction for Impatient People

C	_____	B ^b	_____	B	_____	B ^o	_____
Dm	_____	F [#]	_____	D	_____	B ^b +	_____
F+	_____	B ^b m	_____	G ^b	_____	Em	_____
Am	_____	E ^b	_____	E	_____	F	_____
F ^o	_____	A ^b m	_____	A ^b ^o	_____	Bm	_____
A	_____	F [#] ^o	_____	D ^b	_____	D+	_____
Cm	_____	Gm	_____	E ^b +	_____	A ^b	_____
E+	_____	A ^o	_____	Fm	_____		

Triad-Building Practice




Chapter 3 ~ The Major Scale

TONIC	2	3	4	5	6	7	(8)	bs/#s
C	D	E	F	G	A	B	C	0
E								4 #s
B ^b								
F								
A								
E ^b								
B								
G								
D ^b								
A ^b								
D								

TONIC	2	3	4	5	6	7	(8)	bs/#s
F [#]								
G ^b								
C [#]								
C ^b								

Major Scales & More Major Scales

Of the major scales you just constructed, three pairs should consist of identical notes, enharmonically re-spelled. These scales are *enharmonic*. Can you find them?



Chapter 4 ~ Major Keys & Key Signatures

Go back to your major scale charts, and using the “number of flats or sharps” columns, fill in the chart below. Rewrite the scales’ tonics in the order shown. Then fill in all the sharp or flat notes in each scale. I started it for you:

FLAT SCALES/KEYS			SHARP SCALES/KEYS		
FLATS	TONIC	WHICH FLATS	SHARPS	TONIC	WHICH SHARPS
1	F	B \flat	1	G	F \sharp
2			2	D	F \sharp , C \sharp
3			3		
4			4		
5			5		
6			6		
7			7		

Major Scales from Fewest to Most Accidentals



Chapter 5 ~ Diatonic Intervals

What is the interval between each added sharp? _____

Then, what is the interval between each added flat? _____

By what interval does the tonic move as you add sharps? _____

As you add flats? _____



Chapter 6 ~ Chords: Triads

To finish off the chapter on a good note, try your hand at some triad construction.



C	_____	B \flat	_____	B	_____	B $^{\circ}$	_____
Dm	_____	F \sharp	_____	D	_____	B \flat +	_____
F+	_____	B \flat m	_____	G \flat	_____	Em	_____
Am	_____	E \flat	_____	E	_____	F	_____
F $^{\circ}$	_____	A \flat m	_____	A \flat $^{\circ}$	_____	Bm	_____
A	_____	F \sharp $^{\circ}$	_____	D \flat	_____	D+	_____
Cm	_____	Gm	_____	E \flat +	_____	A \flat	_____
E+	_____	A $^{\circ}$	_____	Fm	_____		

Triad-Building Practice

Chapter 7 ~ Diatonic Harmony

Fill in the *qualities*—major (M) or minor (m)—of the resulting intervals:

C Major Scale Harmonized in Diatonic Thirds & Sixths

Fill in the quality of the thirds and sixths between the top and bottom voices:

TOP INSTRUMENT/VOICE	3	4	5	6	7	8	9	(10)
	E	F	G	A	B	C	D	(E)
RESULTING INTERVALS	M3							
BOTTOM INSTRUMENT/VOICE	1	2	3	4	5	6	7	(8)
	C	D	E	F	G	A	B	(C)



Major Scale: Diatonic Harmonization in Thirds


TOP INSTRUMENT/VOICE	1	2	3	4	5	6	7	(8)
	C	D	E	F	G	A	B	(C)
RESULTING INTERVALS	m6							
BOTTOM INSTRUMENT/VOICE	3	4	5	6	7	8	9	(10)
	E	F	G	A	B	C	D	(E)

Major Scale: Diatonic Harmonization in Sixths

Diatonic Triads

Fill in the name of each chord:

Diatonic Triads in the Key of C



Fill in the name of each diatonic triad:

NAME	TONIC	SUPERTONIC	MEDIANT	SUBDOMINANT	DOMINANT	SUBMEDIANT	LEADING TONE
SCALE DEGREE	1	2	3	4	5	6	7
FIFTH	G	A	B	C	D	E	F
THIRD	E	F	G	A	B	C	D
ROOT	C	D	E	F	G	A	B
CHORD NAME	C						

Diatonic Triads in C

What are the diatonic triads in the key of C? C Dm _____

Major chords are built on which degrees of the major scale? _____

Minor chords are built on which degrees of the major scale? _____

A diminished chord is built on which degree of the major scale? _____

To get the pattern of diatonic triads in all keys, leave out the root names, and write only the chord *type*:

major minor _____

Given that, rewrite the pattern of diatonic triads for all keys:


I ii _____



Chapter 12 ~ Minor Scales & Keys

RELATIVE	
MAJOR	MINOR
E	A ^b m
E ^b	Bm
B	E ^b m
A	C [#] m
B ^b	B ^b m
D	Fm
F [#]	

More Relatives



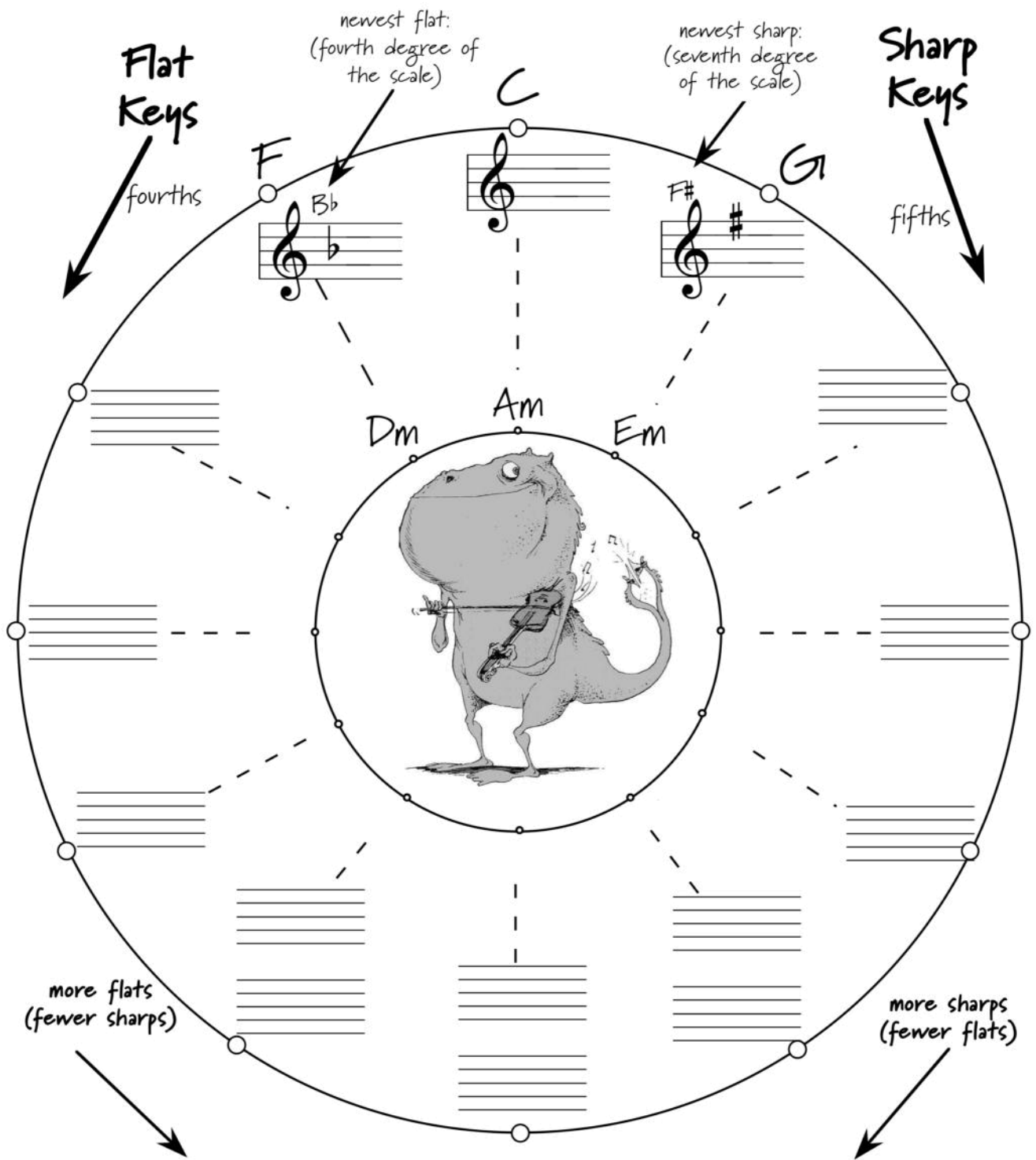
Diatonic (Natural) Minor Chords

Diatonic (Natural) Minor Chords:

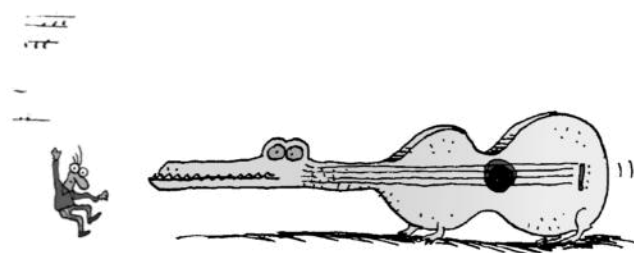
im _____





Chapter 13 ~ The Circle of Fifths (& Fourths)



The Circle of Fifths (& Fourths)



Chapter 14 ~ Chords: 7ths (& 6ths)

Fmaj ⁷ <u>FACE</u>	G sus	E ^b + 
A ^b 7	F+	F#6
B ^b m ⁷	D ^b +	E ^b m ⁷
F#	A+	AM ⁷ ^b 5
Dm ⁷ ^b 5	D ⁷	E ⁷
Em ^Δ 7	Asus ⁷	F ⁷ ^b 5
G ^b	G ^o 7	F#
A+ ⁷	E ^o 7	Dm ⁶
D ^b m	B ^b o ⁷	G#m
Bmaj ⁷ +	D ^b o ⁷	B ^b m ⁷ maj ⁷
E ^b m ⁶	Am ⁷ ^b 5	C#m ⁷ ^b 5
D sus	A ^b m	E ^b Δ ⁷ +
Cm ⁷ ^b 5	Dmaj ⁷	

Triad, Seventh, & Sixth Chord Practice



Chapter 15 ~ Diatonic Chords & Functions

Write the correct names for each diatonic chord in the blank row in the chart and notation example.

NAME	TONIC	SUPERTONIC	MEDIANT	SUBDOMINANT	DOMINANT	SUBMEDIANT	LEADING TONE
SCALE DEGREE	1	2	3	4	5	6	7
SEVENTH	B	C	D	E	F	G	A
FIFTH	G	A	B	C	D	E	F
THIRD	E	F	G	A	B	C	D
ROOT	C	D	E	F	G	A	B
CHORD NAME	CM7						

Diatonic Seventh Chords